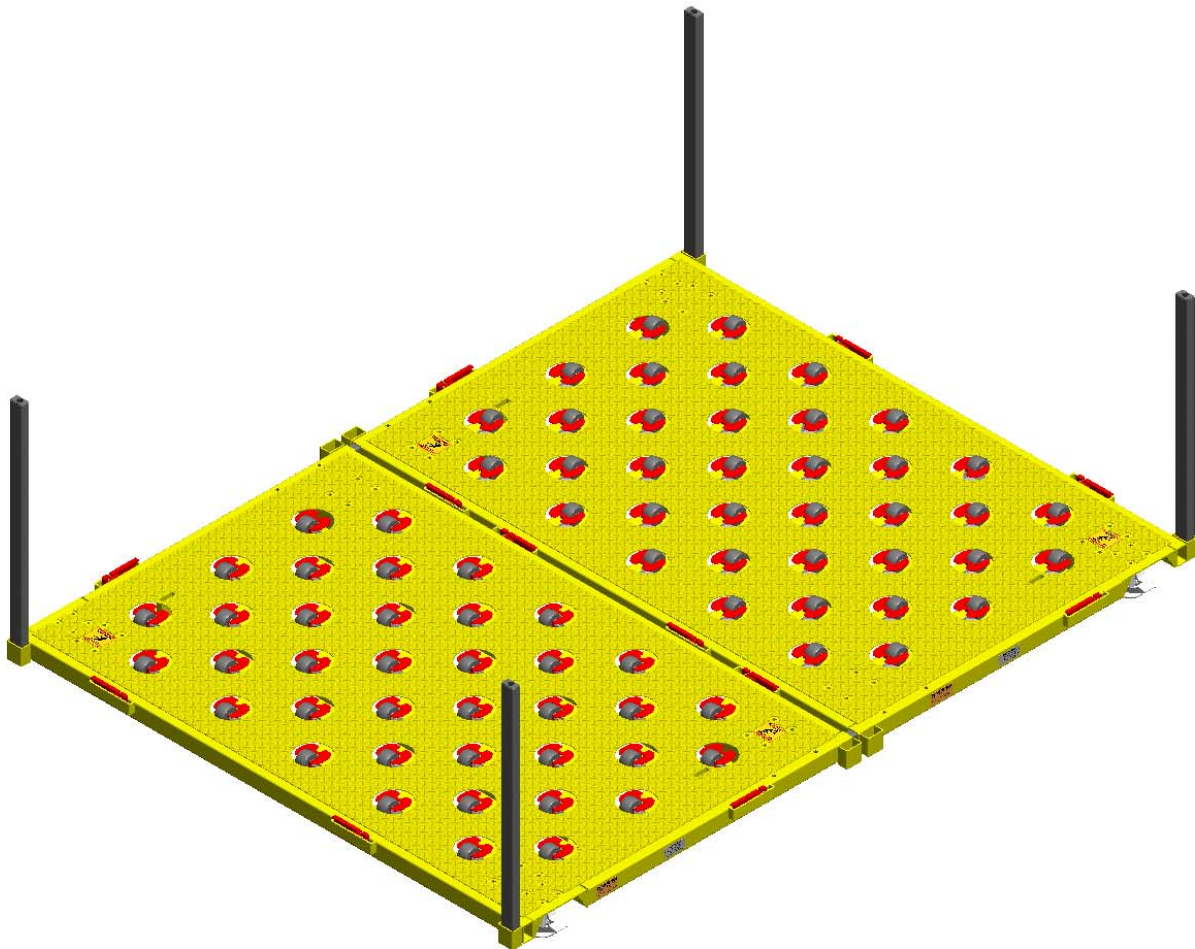


Ergonomic GSE Safety Supplies

**PACTS, Inc.**

# Caster Cart Users Manual

---



---

Pacific Air Cargo Transfer Systems, Inc. • 3205 C Street NE Auburn, WA 98002  
Phone (253) 735-5277 • Fax (253) 735-5271 • [www.pactsinc.com](http://www.pactsinc.com)

ITM-2000-53-1 Rev 1

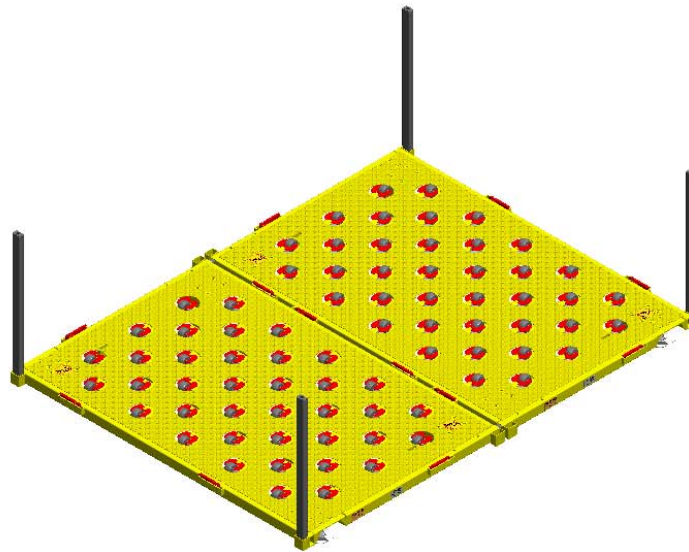
Page 1 of 7

12/2/08

© 2008 PACTS, Inc. All rights reserved.  
PACTS, Inc. and Pacific Air Cargo Transfer Systems, Inc. are registered trademarks or trademarks of PACTS, Inc.  
This product may be protected by one or more US Patents.

# Caster Cart

Users Manual



## Product Description:

Heavy duty steel construction. Portable two piece platform with multi-directional base and surface casters. The unit features four (4) floor locks, two (2) on each half, for secure positioning during load and un-load. Moveable with forklift or pallet jack from all four sides or manually pushed with removable handles. Handles conveniently store inside frame tubing. Stackable for compact storage. Can be used to move two (2) Demi containers or one (1) SAA/AAA/AMJ container. The two (2) halves of the assembly can be separated for handling Demi sized containers. Set includes two (2) Caster Cart halves, two (2) Connector Handles, four (4) Standard Handles, eight (8) 1/2-13 x 3-1/2" hex bolts, and eight (8) 1/2-13 whiz lock nuts. Interfaces with all PACTS units.

## Product Specifications:

Capacity	• 5000 lbs per half, 7000 lbs for whole assembly
Height	• 7"
Width	• 97" to inside of locks, 101" overall
Length	• 127" to inside of locks, 131" overall
Weight	• 750 lbs per half, 1500 lbs for whole assembly
Finish	• Powder coated safety yellow

Pacific Air Cargo Transfer Systems, Inc. • 3205 C Street NE Auburn, WA 98002  
Phone (253) 735-5277 • Fax (253) 735-5271 • [www.pactsinc.com](http://www.pactsinc.com)

ITM-2000-53-1 Rev 1

Page 2 of 7

12/2/08

© 2008 PACTS, Inc. All rights reserved.  
PACTS, Inc. and Pacific Air Cargo Transfer Systems, Inc. are registered trademarks or trademarks of PACTS, Inc.  
This product may be protected by one or more US Patents.

# Caster Cart

## Users Manual



## General Use Instructions

- Failure to follow the instructions in this Users Manual or intentional misuse of product may cause premature failure and/or damage to Caster Cart, cargo containers, surrounding property, personal injury, or death.
- This product is designed for use on flat level ground only.
- Do not attempt to manually lift the Caster Cart!
- Before rolling a container onto the Caster Cart, entering a container for loading/un-loading, or standing/walking on top deck surface, ensure there is a minimum of two (2) floor locks securely engaged.
- Do not leave loaded or unloaded Caster Cart unattended without a minimum of two (2) floor locks securely engaged.
- Use care when walking on top deck surface. Do not step on surface casters. The caster surface presents a slipping hazard.
- Before rolling a container onto the Caster Cart, ensure that two (2) locks are in the upright position at the end furthest away from the container. Once container is resting against far set of locks, secure a minimum of six (6) locks in the upright position. Locks must be used on all four (4) sides of the container. Failure to do so may result in container rolling off the end of the Caster Cart.
- Do not enter a container for loading/un-loading without a minimum of six (6) locks securely in the upright position.
- Do not pull containers towards you on the caster surface. Always push containers away from you.
- Ensure that the other side of the container is free from people or other obstructions before pushing the container on the caster surface.
- Always maintain control of container while on caster surface.
- Do not exceed a container speed of one (1) foot per second.
- Do not exceed a cart speed of one (1) foot per second.
- This product is designed to be moved with a forklift or pallet jack when configured for Demi air cargo containers only.
- Forklifts and pallet jacks used to move loaded Caster Cart configured for Demi's must have a minimum rated load capacity of 5000 lbs.
- Do not attempt to move using a forklift or pallet jack with Caster Cart loaded or empty when configured for AMJ, SAA, or AAA containers.
- Caster Carts can be manually pushed with containers up to 7000 lbs.
- Do not attempt to move a loaded Caster Cart without a minimum of six (6) locks in the upright position.
- Connector Handles must be installed as shown using supplied eight (8) 1/2-13 x 3-1/2" bolts & nuts through Caster Cart frame and Handle.
- Standard Handles and Connector Handles can be stored inside the Caster Cart frame and Caster Carts can be stacked when not in use.

Pacific Air Cargo Transfer Systems, Inc. • 3205 C Street NE Auburn, WA 98002  
Phone (253) 735-5277 • Fax (253) 735-5271 • [www.pactsinc.com](http://www.pactsinc.com)

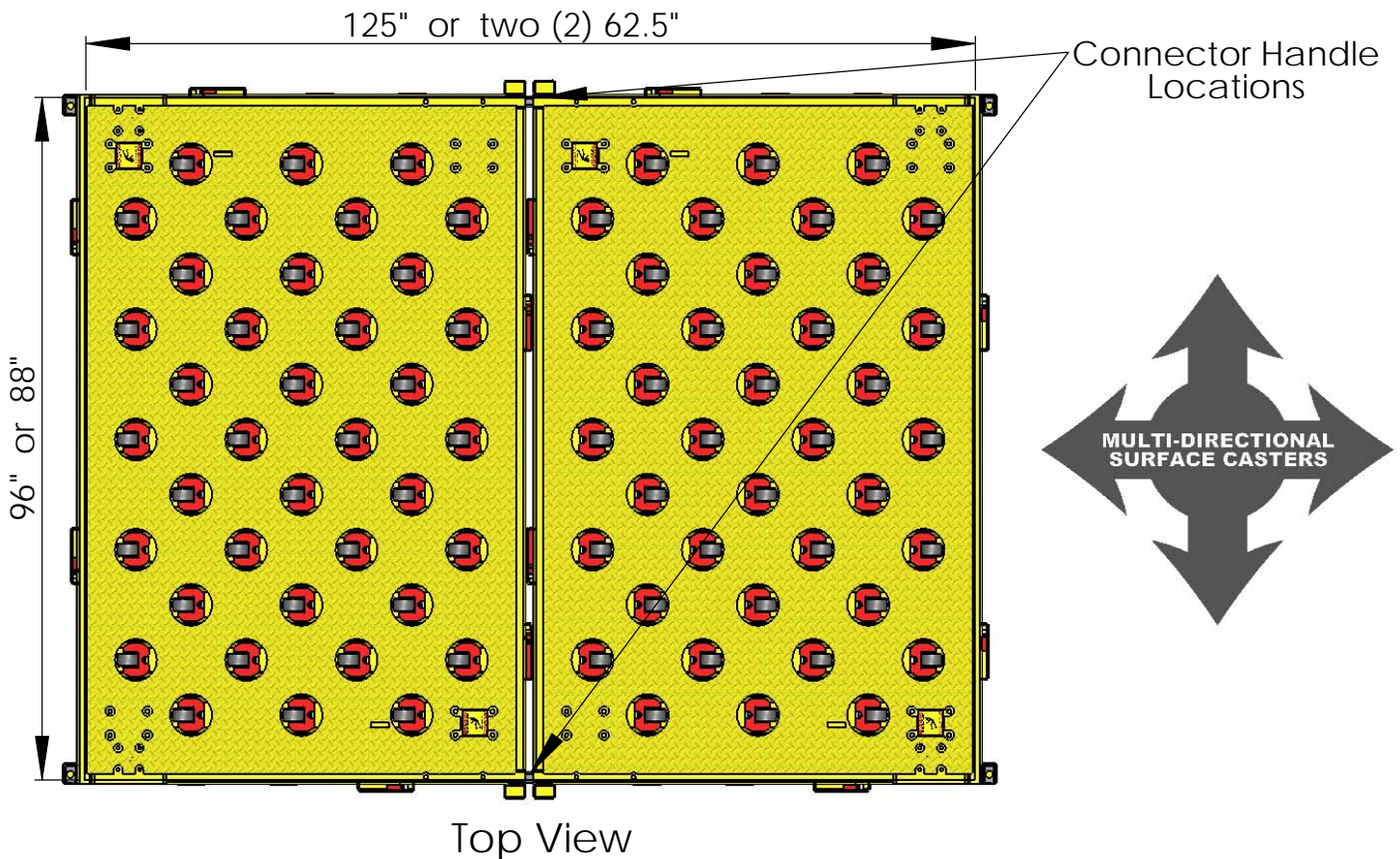
# Caster Cart

Users Manual



## Caster Cart Configuration for one (1) AMJ/SAA/AAA Air Cargo Container or two (2) Demi Air Cargo Containers

- Slide Connector Handle into frame rails on one (1) half of Caster Cart shown below and line up with bolt holes.
- Insert 1/2-13 x 3-1/2" carriage bolts into holes four (4) times.
- Line up second half of Caster Cart with Connector Handles and insert into frame rails until bolt holes are lined up.
- Insert 1/2-13 x 3-1/2" carriage bolts into holes four (4) times.
- Secure bolts with 1/2-13 whiz lock nuts eight (8) times.



\*\*\*When using Caster Cart with 88" wide containers, it is necessary to remove Locks from Lock Pockets along one (1) 125" or 62.5" edge and insert into 1 x 3" Lock Tubes recessed into top decking. This product is not intended for use with LD-3's.\*\*\*

Pacific Air Cargo Transfer Systems, Inc. • 3205 C Street NE Auburn, WA 98002  
Phone (253) 735-5277 • Fax (253) 735-5271 • [www.pactsinc.com](http://www.pactsinc.com)

ITM-2000-53-1 Rev 1

Page 4 of 7

12/2/08

© 2008 PACTS, Inc. All rights reserved.  
PACTS, Inc. and Pacific Air Cargo Transfer Systems, Inc. are registered trademarks or trademarks of PACTS, Inc.  
This product may be protected by one or more US Patents.

# Caster Cart

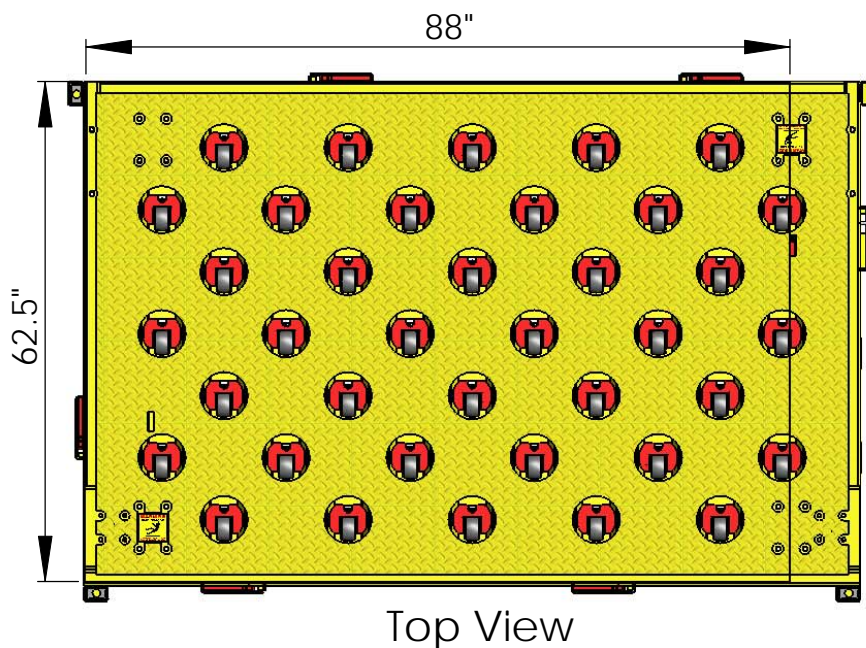
Users Manual



## Caster Cart Configuration for one (1) Demi Air Cargo Container

*Each Caster Cart can be split into two (2) units shown below.*

- Remove 1/2-13 whiz lock nuts eight (8) times.
- Remove 1/2-13 x 3-1/2" carriage bolts eight (8) times.
- Roll Caster Cart halves apart from one another to separate.
- Remove Connector Handles and insert one (1) into Handel Pocket on each Caster Cart half.
- Re-insert 1/2-13 x 3-1/2" carriage bolts into holes four (4) times on each Caster Cart half.
- Secure bolts with 1/2-13 whiz lock nuts four (4) times on each Caster Cart half to prevent loss of hardware.



\*\*\*When using Caster Cart with 88" wide containers, it is necessary to remove Locks from Lock Pockets along one (1) 125" or 62.5" edge and insert into 1 x 3" Lock Tubes recessed into top decking. This product is not intended for use with LD-3's.\*\*\*

Pacific Air Cargo Transfer Systems, Inc. • 3205 C Street NE Auburn, WA 98002  
Phone (253) 735-5277 • Fax (253) 735-5271 • [www.pactsinc.com](http://www.pactsinc.com)

ITM-2000-53-1 Rev 1


Page 5 of 7

12/2/08

© 2008 PACTS, Inc. All rights reserved.  
PACTS, Inc. and Pacific Air Cargo Transfer Systems, Inc. are registered trademarks or trademarks of PACTS, Inc.  
This product may be protected by one or more US Patents.

# Caster Cart

Users Manual



Pacific Air Cargo Transfer Systems, Inc. • 3205 C Street NE Auburn, WA 98002  
Phone (253) 735-5277 • Fax (253) 735-5271 • [www.pactsinc.com](http://www.pactsinc.com)

ITM-2000-53-1 Rev 1

Page 6 of 7

12/2/08

© 2008 PACTS, Inc. All rights reserved.  
PACTS, Inc. and Pacific Air Cargo Transfer Systems, Inc. are registered trademarks or trademarks of PACTS, Inc.  
This product may be protected by one or more US Patents.

# Caster Cart

## Users Manual

---

### Standard Warranty Terms & Conditions

- I. **WARRANTY:** PACTS, Inc. warrants to the original purchaser of Equipment that for the Warranty Period (as defined below), the Equipment will be free from defects in materials and workmanship. The foregoing warranty is subject to the proper installation, operation and maintenance of the Equipment in accordance with installation instructions outlined in this Users Manual supplied to Customer. Warranty claims must be made by Customer in writing, delivered within thirty (30) days of the manifestation of a problem. PACTS, Inc.'s sole obligation under the foregoing warranty is, at PACTS, Inc.'s option, to repair, replace or correct any such defect that was present at the time of delivery, or to remove the equipment and to refund the purchase to Customer.
  - A. The "Warranty Period" begins on the date the Equipment is delivered and continues for ninety (90) days.
  - B. Any repairs or modifications not performed by PACTS, Inc. on the Equipment voids any and all warranty claims.
  - C. Excluded from the warranty are problems due to accidents, misuse, misapplication, storage damage, negligence, or modification to the Equipment or its components.
  - D. PACTS, Inc. does not authorize any person or party to assume or create for it any other obligation or liability in connection with the Equipment except as set forth herein.
  - E. If the Equipment should become defective during the warranty period, PACTS, Inc. will repair the Equipment, or at its option, elect to replace it free of charge, and in either case, the return transportation will be at no charge to Purchaser. As a condition of warranty coverage, the Equipment on any warranty claim shall be delivered prepaid to PACTS, Inc. at its facilities in Auburn, Washington. PACTS, Inc. shall not be liable for any cost of removal or reinstallation pertaining to the defective Equipment, and such cost, if any, shall be borne exclusively by the Customer.
- II. **WEAR COMPONENTS:** This product may or may not contain wear components that have an indefinable lifespan. Lifespan of wear components will vary greatly depending on application, frequency of use, environmental conditions, and many other factors. Wear components are available for purchase separately as replacement parts through our website [www.pactsinc.com](http://www.pactsinc.com).
- III. **LIMITATION OF LIABILITY:** In no event shall PACTS, Inc. be liable for any indirect, incidental, punitive, special or consequential damages, or damages for loss of profits, revenue or use incurred by Customer or any third party whether in an action in contract, or tort, or otherwise even if advised of the possibility of such damages. PACTS, Inc. liability for damages arising out of or in connection with this agreement shall in no event exceed the purchase price of the defective Equipment.
- IV. **OPERATION OF EQUIPMENT:** Customer shall be responsible for the safe operation of the Equipment. Customer shall operate the Equipment in a reasonably competent manner and in compliance with this Users Manual for the Equipment. Customer shall comply with all applicable rules, laws, and regulations in connection with operation of the Equipment.

---

Pacific Air Cargo Transfer Systems, Inc. • 3205 C Street NE Auburn, WA 98002  
Phone (253) 735-5277 • Fax (253) 735-5271 • [www.pactsinc.com](http://www.pactsinc.com)